

STEELBOX Series

Organizing Workplace

CLASSIC LOCKER CABINETS



Size		
Width	900	1200
Depth	450	450
Height	1980	1980

Material

- Recyclable Steel 1mm Thick.

Door

- Recyclable 1mm Thick.

Shelf

- All shelf are adjustable.
- Load Capacity 30 kg.

Key Lock

- Staple Locking
- Key/Card locking

Powder Coating

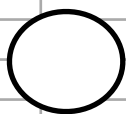
- Epoxy powder coated to the thickness of 50 micron(+10%).
- All material treated with 10 tank pre-cleaning Chemical process.

Construction

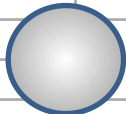
- Welded Construction.

Colour


- Carcase - White, Light Grey, Dark Grey.



White



LightGrey



Dark Grey

- Shutter - Pista, Light Blue, Biscuit Brown.